



Power Distribution Enclosures

Pillar shells and in-ground
feeder pillars

Lucy Zodion – Power distribution enclosures for every market

Lucy Zodion is the UK's leading provider of feeder pillars with a wide range of high quality products, in many sizes and materials. We hold a large UK-based stock enabling us to support your projects quickly and easily and our distributor network covers the whole of the UK, so wherever your project – you can count on us!

Manufactured to the highest standard, whether your enclosure is made from Cast Iron, Stainless Steel, Glass Resin Plastic (GRP) or Hot Dip Galvanised (HDG), Lucy Zodion can provide a robust and durable service, fast!

All our standard sized products are available in a number of materials and finishes, with optional extras that can help create a solution that better matches your requirements. As well as our standard range of stocked sizes we specialise in manufacturing bespoke solutions in all sizes. Our UK-based design and engineering team can help whatever your requirements, ranging from EV charging enclosures, to PADs approved GRP enclosures.

All of our enclosures are available painted, so whether it's a specialist finish such as G2A for highways, or a RAL colour to meet a design specification for an airport or urban scheme, our painted products offer a top quality finish and with a standard lead time of 2 – 3 weeks.

Why choose Lucy Zodion?

Our market leading position is founded on high build quality and excellent availability. We have many years' experience in delivering a wide range of market leading products, across many sectors, including;

- Street Lighting
- EV Charging
- Rail
- Urban Regeneration
- Highways
- Airports
- Retail & Leisure
- Utilities

All of our products are manufactured in accordance with the relevant BS EN Standards.



Distributor Network

Our enclosures are available from our wide reaching distributor network that will be able to service your needs across the whole of the UK. Our products are widely available through all of the following;

- Leading national electrical wholesalers
- Independent electrical buying groups
- Industry sector specialist distributors

For more information on our distributor network please contact our sales team on +44 (0)1422 317317 or email sales@lucyzodion.com

Attractive Lead Times

- Standard pillars: Lead time 2 – 3 days (Overnight on request)
- Standard painted products: Lead time 2 – 3 weeks
- Bespoke items: Price and delivery on application
- Cast Iron: Lead time up to 8 weeks



All lead times are dependent on stock availability at time of order

Value Added Services

In addition to standard enclosures Lucy Zodion provides a wide range of value added services:

- Pre-wiring and testing
- Design services
- Bespoke and specialist products
- Painted solutions
- Maintenance packages
- Special locks and heaters

For all pre-wiring and value added services please contact our specialist pre-wire team on +44 (0)1422 317335, or email pwpsales@lucyzodion.com



Pillar Shells

Lucy Zodion's Fortress range of Hot Dip Galvanized (HDG) pillar shells are the UK's leading range of enclosures for external power distribution applications. Sold widely across the street lighting and highways sector, the Fortress pillar shell range provides high quality at an affordable price.

With a number of features, such as detachable roofs and roots, aiding various installation requirements, Lucy Zodion's range of "Lucy Pillar" shells doesn't stop at the standard Fortress range. Our dedicated Design Centre can also work with you should a bespoke requirement arise, whether it's a streamline solution to meet space restrictions or a large double door shell to host more complex electrical specifications, we can help.

Standard Construction

- 3mm or 5mm* thick mild steel galvanised to BS EN ISO 1461
- Galvanised and painted variations available for extra durability
- Available with detachable roofs and root sections*
- 18mm exterior grade plywood backboard
- Vandal resistant hinges flush to pillar and door.
- IP65 Door Seal rating (slimline, single and double door)
- Fitted with locks as standard
 - Single Door – Tri-head Lock
 - Double Door – Wedge Lock

Additional information

- BS or RAL paint colours supplied as per customer specification
- G2A paint finishes available for highways applications
- Stainless steel construction available upon request (BS EN 10088-1)
- Pre-wired services available upon request (tested to BS 7671)
- External sockets can be fitted upon request
- Cat-flaps and cable management option available
- Wide selection of lock options available upon request

* Single and double door pillars only



Product technical information

Power Distribution Shells | Fortress Pillar range


Range Type	Size code	Height Above Ground	Root Section (mm)	Width (mm)	Depth (mm)	Height (mm)	Door Height (mm)	Working Depth (mm)	Shell thickness (mm)	Backboard size (mm)	Weight (kg)	Part no
Single Door Pillars	05	791	350	310	220	791	585	170	3	300x650	36	THM0024653
	06	636	300	400	180	636	410	155	3	390x475	42.5	THM0024656
	08	836	300	600	250	836	610	225	3	590x675	71.5	THM0024658
	09	1088	350	661	281	1088	860	225	3	640x930	84	THM0024664
	10	1194	350	800	350	1194	907	325	3	790x975	108	THM0024666
	12	1294	350	1110	400	1294	1007	375	3	1080x1075	142	THM0024668
Double Door Pillars	14	1300	380	1250	450	1300	980	375	3	1225x1085	176	THM0024672
									5		300	2270030009
	16	1300	380	1500	450	1300	980	375	3	1475x1085	202	THM0024674
									5		350	THM0013839
	18	1300	380	1750	450	1300	980	375	3	1925x1085	234	THM0024676
									5		400	2800244009
	20	1300	380	2000	450	1300	980	375	3	1975x1085	266	THM0024680
									5		420	20-HDG-5
	22	1600	380	1250	450	1600	1280	375	3	1225x1385	201	THM0024682
									5		350	THM0016660
24	1600	380	1500	450	1600	1280	375	3	1475x1385	231	THM0024685	
26	1600	380	1750	450	1600	1280	375	3	1725x1385	269	THM0024687	
28	1600	380	2000	450	1600	1280	375	3	1975x1385	305	THM0024689	
30	1600	380	2250	450	1600	1280	375	3	2225x1385	343	THM0024691	
Mini Pillars	4810	785	300	113	120	785	510	85	3	90 x 500	11	THM0025272
	4811	785	300	163	120	785	510	85	3	140x500	14	THM0025273
	4812	785	300	163	170	785	510	130	3	140x500	16	THM0027610
	4813	785	300	213	170	785	510	130	3	190x500	19	THM0025275
	4814	785	300	265	170	785	510	130	3	240x500	22	THM0025276
	4815	985	300	365	170	985	710	130	3	345x700	32	THM0025277
	4816	1000	300	503	250	1000	800	199	3	480x780	47	THM0025279
Slimline Pillars	SL01	800	300	250	160	800	590	106	3	240x765	21	THM0011393
	SL02	950	300	350	235	950	740	181	3	340x915	29	THM0011394
	SL03	1093	300	450	260	1093	740	206	3	440x915	39	THM0011396
	SL04	1100	300	550	275	1100	840	221	3	540x1015	38	THM0011398
	SL05	1150	300	650	300	1150	940	246	3	640x1115	77	THM0011400
	SL06	1150	300	800	325	1150	940	271	3	790x1115	84	THM0011402

In-ground Power Distribution - Power from ground to socket in seconds

The Westminster range of In-ground power distribution units offer easily accessible power outlets without cluttering the street, making them ideal for markets, retail and event spaces.

Available in two frame sizes with 2 to 5 power outlet configurations the units rise into position in seconds providing safe and secure power. When not in use the unit retracts fully into the ground, out of sight.

A range of standard sized units are held in stock for fast despatch, whilst special designs such as integrated data, utilities and metering kits are available on request.



▲ Hampton, Peterborough

Construction	Options
<ul style="list-style-type: none"> • 2 to 5 power outlets (Single Pole) • Galvanised steel body (BSEN ISO 1461) • Lift assist on lid and tower • Long-life stainless steel wedge lock and hinges • A hinged stainless steel lock cover • IP67 electrical socket box (in accordance to IEC60529) • Positive drainage spigots (100mm) • Tower latching for safe operation • 40mm lid recess for pavements 	<ul style="list-style-type: none"> • Available in a number of power and outlet configurations • 16A, 32A and 63A RCBO protected outlets • Single and three-phase options available • Data, water and air options also available • Metering kits • Catflap option for managing trailing leads when in 'Down' position

In-Ground Power Distribution | Westminster range

Outlets	Configuration	Length (mm)	Width (mm)	Tub depth (mm)	Raised height (mm)	Raised width (mm)	Max Weight (kg)	Standard Part no	With Catflap
2x	2 x 16A	905	518	475	590	275	150	F8000	F8200
	2 x 32A							F8001	F8201
	1 x 16A / 1 x 32A							F8002	F8202
3x	3 x 16A	905	518	475	590	275	150	F8010	F8210
	2 x 16A / 1 x 32A							F8011	F8211
	1 x 16A / 2 x 32A							F8012	F8212
	3 x 32A							F8013	F8213
4x	4 x 16A	905	518	475	590	275	150	F8020	F8220
	3 x 16A / 1 x 32A							F8021	F8221
	2 x 16A / 2 x 32A							F8022	F8222
	1 x 16A / 3 x 32A							F8023	F8223
5x	4 x 16A / 1 x 32A	1035	518	175	720	275	180	F8030	F8230
	5 x 16A							F8031	F8231

Optional extras

Our standard sized pillar shells are available in a number of materials and finishes, with optional extras that can help create a solution that better matches your requirements.

Please use reference codes below when placing your order:

Code	Material Type	Pillar
HDG	Hot Dip Galvanised	Fortress range
HDP	Hot Dip Galvanised & Painted (grey as standard, other colours available on request)	Fortress range
304	304 grade stainless steel	Single, double, slimline
30P	304 grade painted finish	Single, double, slimline
30L	304 grade grit finish	Single, double, slimline
3CP	3CR12 painted finish	Single, double, slimline
316	316 grade stainless steel	Single, double, slimline
31P	316 grade painted finish	Single, double, slimline
31S	316 grade polished finish	Single, double, slimline
31L	316 grade grit finish	Single, double, slimline

Code	Options	Pillar
A	Internal Gland Plate	Single and double door
AH	Green Colour	Heritage only
B	Infill panel for root section	Single and double door
C	Bar lock	Heritage only
D	Yale Lock	Single, double, slimline, Heritage
E	Hasp and Staple	Single, double, slimline
F	Alternative paint colour	Heritage only
G	Heater kit	Single, double, slimline, Heritage
H	13 Amp socket kit	Single, double, slimline, Heritage
I	Lighting kit	Single, double, slimline, Heritage
J	Document pocket inside door	Single, double, slimline
SS	Stainless Steel	Fortress range
S	If "S" Special requirement is selected, a full description with diagrams and specification must be provided	Single, double, slimline, Heritage
SL	Special Locks – state lock type required	Fortress and Heritage range

Did you know we can power EV charge points, too?

As the demand for EV increases, there becomes a growing need for the implementation of accessible charge points, meaning a step-change in urban infrastructure is required, therefore the demand for power distribution solutions are on the up.



With this in mind, Lucy Zodion is able to meet a number of EV power distribution requirements to meet almost all specifications, configurations and styles. We have an in-house Design Centre dedicated to the design and manufacture of bespoke power distribution pillars and have extended our service to EV power distribution enclosures, developing solutions to meet growing demand.

The benefits of our service include:

- Case-for-case approach to EV power distribution projects to ensure we meet your specification objectives
- In-house Design Centre to ensure approved drawings are closely followed and tested once designed
- IET and BS industry standards followed to ensure product suitability and conformity at application

Get a quote today!

For more information about the many power distribution products and services we can offer, or to get a quote for your next project, please get in touch with us:

Lucy Zodion pillars are available from:



Lucy Zodion Ltd,
Station Road,
Sowerby Bridge,
HX6 3AF, United Kingdom

Tel +44 (0)1422 317317
Fax +44 (0)1422 836717
sales@lucyzodion.com
www.lucyzodion.com